






# PIPE BELLING/SOCKETING MACHINE 平R口扩口机



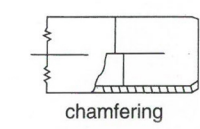
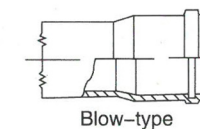
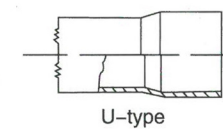
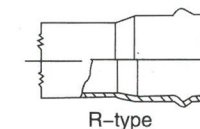
## LSD630

平R口全自动塑料管材扩口机  
Automatic Belling Machine  
(Φ315-Φ630mm,R-type and U-type)



## LSD250

平R口全自动塑料管材扩口机  
Automatic Belling Machine  
(Φ50-Φ250mm,R-type and U-type)



主要技术参数 Main technical specifications:(machine with eight heating stations)

扩口机型号 Model	LSD160	LSD250	LSD315	LSD400	LSD500	LSD630	LSD800	LSD1000
管材外径 Diameter	Φ40-Φ160mm	Φ50-Φ250mm	Φ110-Φ315mm	Φ160-Φ400mm	Φ200-Φ500mm	Φ315-Φ630mm	Φ450-Φ800mm	Φ500-Φ1000mm
管材长度 Pipe Length	3m-6m	3m-6m	3m-6m	3m-8m	3m-8m	4m-8m	4m-8m	6m-8m
液压系统工作压力 Hydraulic Pressure	5.0Mpa	6.3Mpa	6.3Mpa	6.3Mpa	6.3Mpa	8.0Mpa	8.0Mpa	8.0Mpa
压缩空气压力 Compressed air pressure	0.6Mpa	0.6Mpa	0.6Mpa	0.6Mpa	0.6Mpa	0.6Mpa	0.6Mpa	0.6Mpa
供水压力 Water pressure	0.4Mpa	0.4Mpa	0.4Mpa	0.4Mpa	0.4Mpa	0.4Mpa	0.4Mpa	0.4Mpa
总功率 Total power (KW)	13	15.5	25	32	45	53	75	90
总重量 Total weight(KG)	2200	2300	2800	3000	3500	4500	8000	10000
外形尺寸 Overall Size (L*W*H,MM)	7000*1530*1950	7300*1660*1950	7550*1850*1950	7900*2140*2125	8100*2250*2200	8450*2970*2250	9650*4200*2500	10000*4600*2570
生产节拍 Production speed	45s-500s	50s-600s	55s-600s	60s-900s	100s-1000s	150s-1200s	300s-1800s	500s-2500s
加热方式 Heating mode	烘箱 - 不锈钢加热管 oven-stainless steel heating tube							
成型方式 Forming mode	内涨式, 外加气压 with ext-pressure chamber (or vacuum pump)and collapsible moulds							
冷却方式 Cooling mode	水冷 Water-cooled							
R扩口模具 R-tupe belling moulds	内涨式, 外加气压 with ext-pressure chamber(or vacuum pump)and collapsible moulds							